

SEPTEMBER



SINGLE FAMILY



CONDOMINIUMS



VACANT LAND

MEDIAN SALES PRICE	2018	\$681,000 ▲	\$792,500 ▲	\$515,000 ▲
	2017	\$640,000		\$437,500

CLOSED SALES	2018	56 ▲	38 ▲	7 ▼
	2017	46		36

NEW ACTIVE LISTINGS	2018	50 ▲	19 ▲	15 ▼
	2017	23		17

VOLUME SALES	2018	\$80,041,818 ▲	\$31,026,721 ▲	\$8,694,000 ▼
	2017	\$57,741,007		\$18,074,500

SEPT 2018	SEPT 2017	SEPT 2018	SEPT 2017
Closed Sales	Closed Sales	Median Price	Median Price

SINGLE FAMILY HOMES

Waimea	5	6	\$575,000	\$315,250
Koloa	12	11	\$736,000	\$660,000
Lihue	7	6	\$585,000	\$492,500
Kawaihau	19	11	\$625,000	\$615,000
Hanalei	13	12	\$1,385,000	\$1,322,500

CONDOMINIUMS

Waimea	-	-	-	-
Koloa	20	10	\$860,378	\$530,000
Lihue	6	9	\$320,000	\$255,600
Kawaihau	7	4	\$277,000	\$270,750
Hanalei	5	13	\$800,000	\$585,000

VACANT LAND

Waimea	1	1	\$185,000	\$30,000
Koloa	4	3	\$1,157,500	\$210,000
Lihue	-	1	-	\$335,000
Kawaihau	1	4	\$600,000	\$407,504
Hanalei	1	9	\$515,000	\$675,000

All information taken from Kauai Board of Realtors & Hawaii Information Services. MLS Sales Data information shown herein, while not guaranteed, is derived from sources deemed reliable. Old Republic Title is providing this information as a free customer service and makes no warranties or representations as to its accuracy. Data sourced on October 1, 2018.



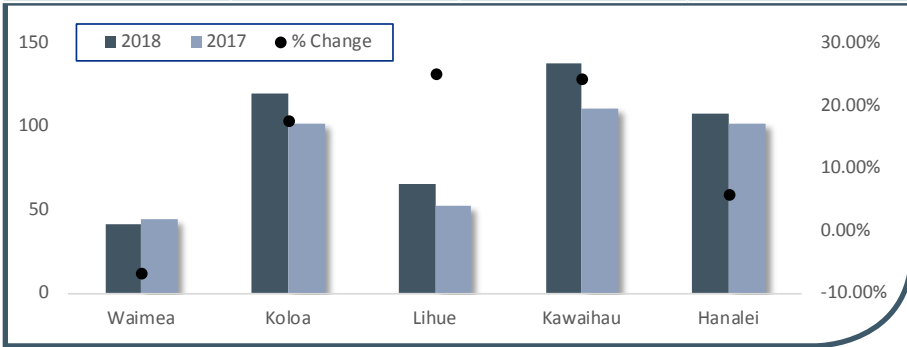
Lynda Gill R(S)
 Lic. #RS63088, ABR, ePRO
 808-346-0056
 Lynda@LyndaGill.com
 LyndaGill.com

2253 Poipu Rd.
 Koloa, HI 96756
 Phone 742-6428
 Fax 742-2412

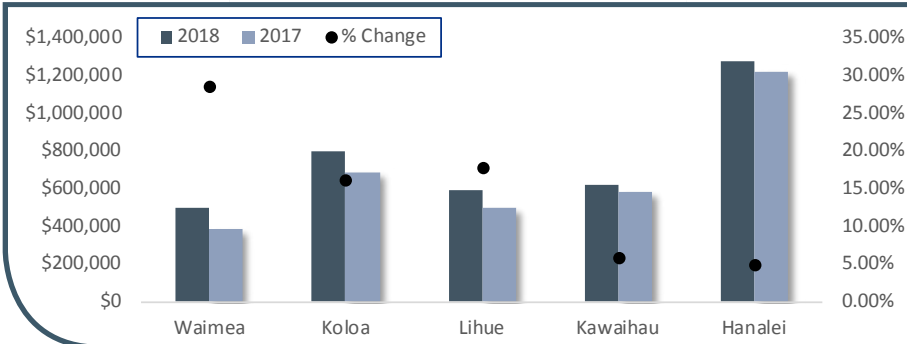




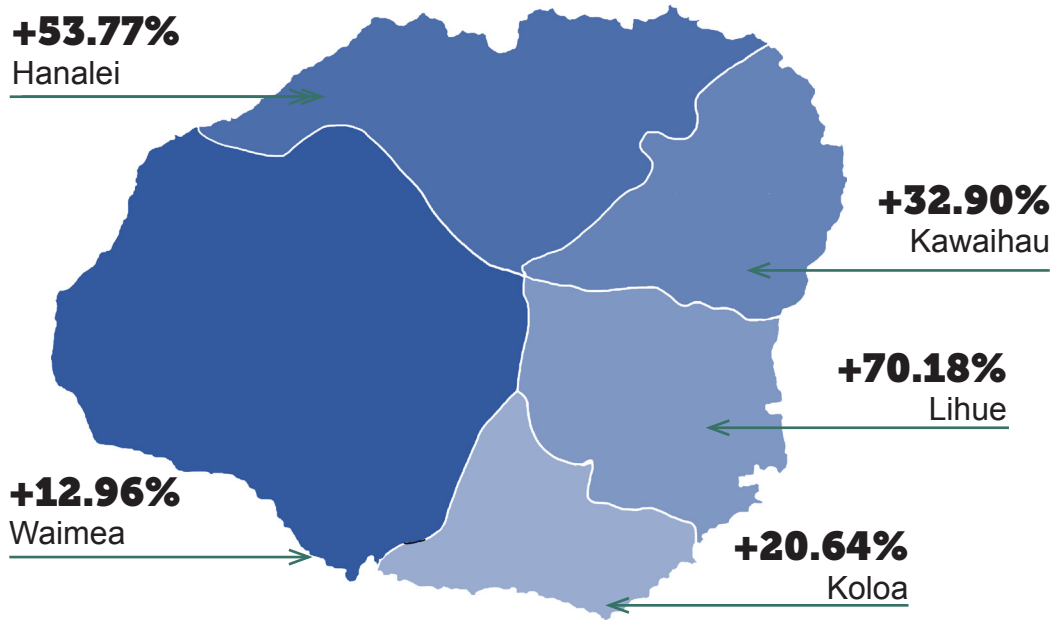
CLOSED SALES	2018	2017	% Change
Waimea	41	44	-6.82%
Koloa	120	102	17.65%
Lihue	65	52	25.00%
Kawaihau	138	111	24.32%
Hanalei	108	102	5.88%
SUMMARY	472	411	14.84%



MEDIAN PRICE	2018	2017	% Change
Waimea	\$500,000	\$388,500	28.70%
Koloa	\$800,500	\$688,500	16.27%
Lihue	\$589,373	\$500,000	17.87%
Kawaihau	\$618,900	\$585,000	5.79%
Hanalei	\$1,277,500	\$1,217,500	4.93%
SUMMARY	\$700,004	\$660,000	6.06%



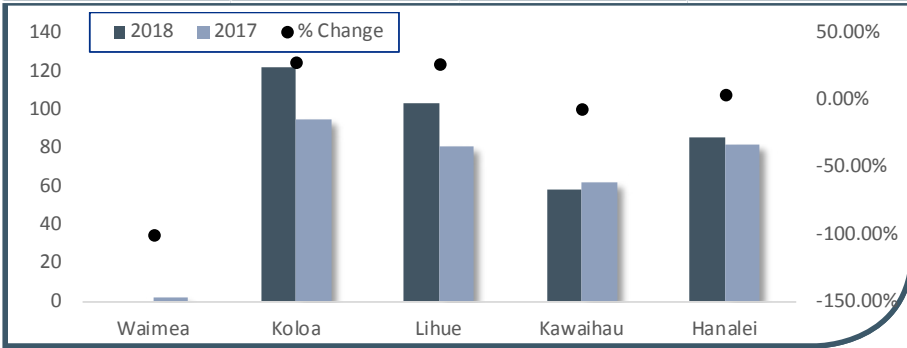
SALES VOLUME	2018	2017	% Change
Waimea	\$21,668,489	\$19,183,134	12.96%
Koloa	\$135,177,418	\$112,051,940	20.64%
Lihue	\$51,304,962	\$30,148,000	70.18%
Kawaihau	\$96,567,158	\$72,660,763	32.90%
Hanalei	\$273,412,794	\$177,808,063	53.77%
SUMMARY	\$578,130,821	\$411,851,900	40.37%



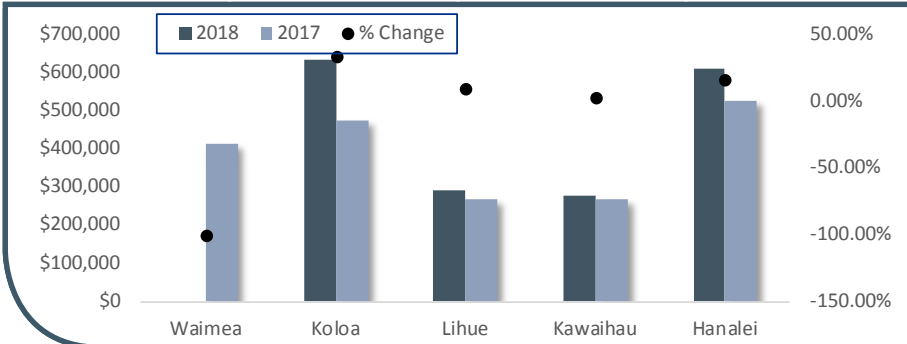
*All information taken from Kauai Board of Realtors & Hawaii Information Services. MLS Sales Data information shown herein, while not guaranteed, is derived from sources deemed reliable. Old Republic Title is providing this information as a free customer service and makes no warranties or representations as to its accuracy.



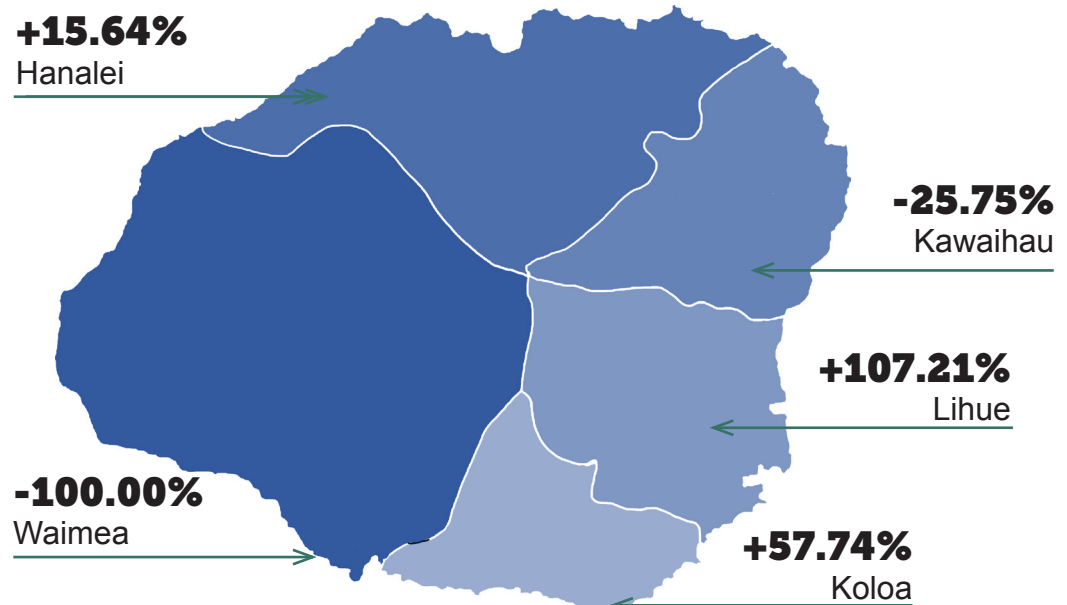
CLOSED SALES	2018	2017	% Change
Waimea	-	2	-100.00%
Koloa	122	95	28.42%
Lihue	103	81	27.16%
Kawaihau	58	62	-6.45%
Hanalei	85	82	3.66%
SUMMARY	368	322	14.29%



MEDIAN PRICE	2018	2017	% Change
Waimea	-	\$411,000	-100.00%
Koloa	\$635,669	\$475,000	33.83%
Lihue	\$293,000	\$267,000	9.74%
Kawaihau	\$277,250	\$270,000	2.69%
Hanalei	\$610,000	\$525,000	16.19%
SUMMARY	\$450,000	\$427,500	5.26%



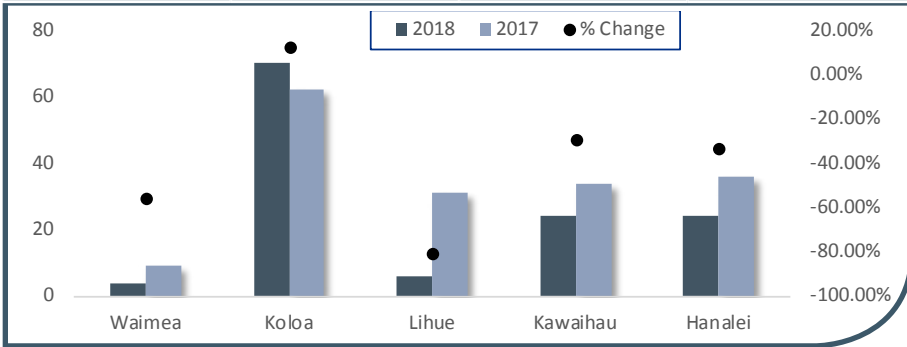
SALES VOLUME	2018	2017	% Change
Waimea	-	\$822,000	-100.00%
Koloa	\$76,255,837	\$48,344,000	57.74%
Lihue	\$50,218,100	\$24,235,646	107.21%
Kawaihau	\$20,439,319	\$27,528,214	-25.75%
Hanalei	\$57,119,280	\$49,393,907	15.64%
SUMMARY	\$204,032,536	\$150,323,767	35.73%



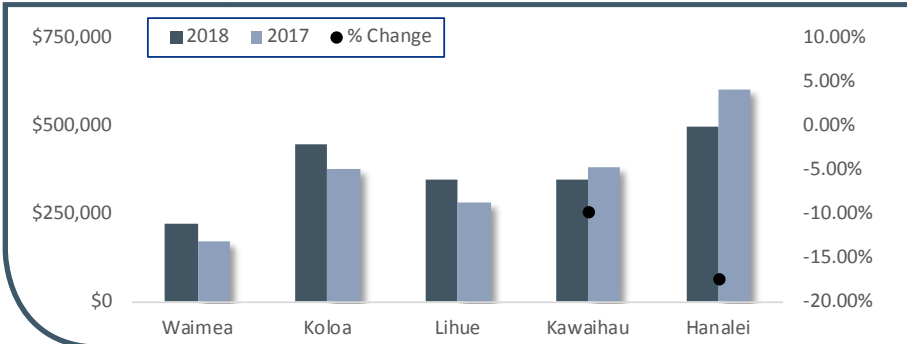
*All information taken from Kauai Board of Realtors & Hawaii Information Services. MLS Sales Data information shown herein, while not guaranteed, is derived from sources deemed reliable. Old Republic Title is providing this information as a free customer service and makes no warranties or representations as to its accuracy.



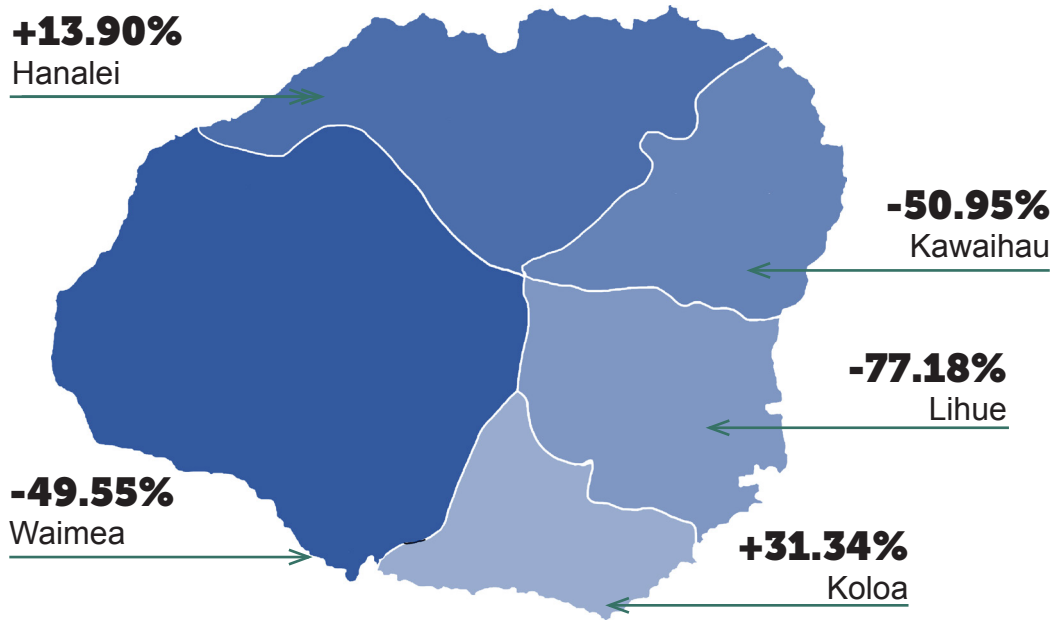
CLOSED SALES	2018	2017	% Change
Waimea	4	9	-55.56%
Koloa	70	62	12.90%
Lihue	6	31	-80.65%
Kawaihau	24	34	-29.41%
Hanalei	24	36	-33.33%
SUMMARY	128	172	-25.58%



MEDIAN PRICE	2018	2017	% Change
Waimea	\$202,500	\$165,000	22.73%
Koloa	\$440,000	\$375,000	17.33%
Lihue	\$345,000	\$284,000	21.48%
Kawaihau	\$352,500	\$382,500	-7.84%
Hanalei	\$507,500	\$640,000	-20.70%
SUMMARY	\$394,000	\$370,000	6.49%



SALES VOLUME	2018	2017	% Change
Waimea	\$865,000	\$1,714,500	-49.55%
Koloa	\$41,206,750	\$31,375,264	31.34%
Lihue	\$2,058,000	\$9,019,000	-77.18%
Kawaihau	\$8,931,722	\$18,210,160	-50.95%
Hanalei	\$26,171,000	\$30,397,000	-13.90%
SUMMARY	\$79,232,472	\$90,715,924	-12.66%



*All information taken from Kauai Board of Realtors & Hawaii Information Services. MLS Sales Data information shown herein, while not guaranteed, is derived from sources deemed reliable. Old Republic Title is providing this information as a free customer service and makes no warranties or representations as to its accuracy.